

Financial Tear Sheet

Corporate Profile

Carpenter Technology Corporation (NYSE:CRS) produces specialty cast-wrought and powder metallurgy alloys and titanium alloys...

[More »](#)

Primary IR

Contact

Brad Edwards
 Brainerd Communicators,
 Inc.
Phone: 212-986-6667
E-mail:
carpenter@braincomm.com

Stock Performance

CRS (Common Stock)	
Exchange	NYSE (US Dollar)
Price	\$37.96
Change (%)	▲ 0.51 (1.36%)
Volume	256,650
52 Week Low	\$30.37
Market Cap	\$1,774,916,522
Rolling EPS	0.99
PE Ratio	38.3434
Shares Outstanding	46,757,548

Data as of 08/18/17 4:00 PM ET



Recent Headlines

08/09/17

[Carpenter Declares Quarterly Cash Dividend](#)

07/27/17

[Carpenter Technology Reports Fourth Quarter and Full Year Fiscal 2017 Results](#)

07/17/17


[Carpenter Technology Announces Conference Call and Webcast](#)

Upcoming Events

There are currently no events scheduled.





Analyst Estimates / Ratings

Mean Recommendation: 2.7



EPS Trend		Current	30 Days Ago	90 Days Ago
QTR	Sep 17	0.42	0.38	0.38
QTR	Dec 17	0.48	0.46	0.46
QTR	Mar 18	0.58	0.61	0.60
QTR	Jun 18	0.64	0.66	0.66
FY	Jun 18	2.16	2.12	2.09
FY	Jun 19	3.06	2.98	2.95

SEC Filings

Filing Date	Form	
08/11/17	10-K	
08/09/17	4	
08/02/17	4	
08/02/17	4	

Data provided by Nasdaq. Minimum 15 minutes delayed.